

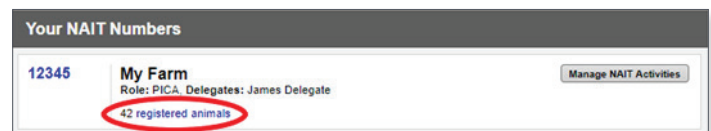
UPDATING ANIMAL PRODUCTION TYPE

Since August 2016, the TB levy charged per animal at slaughter has been determined by the animal production type recorded in the NAIT system. The TB levy rates take into account the different financial contributions to the TBfree programme intended to be made over the life of the plan by the dairy and beef industries.

To ensure you pay the correct levy rate, you may need to change the production type for animals registered to your NAIT number. To do this, follow these steps.

1. Log in to your NAIT account and click on your 'registered animals' link.
2. Use the filter and search functions to find the animals you wish to update.

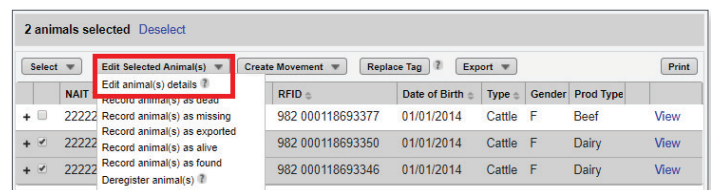
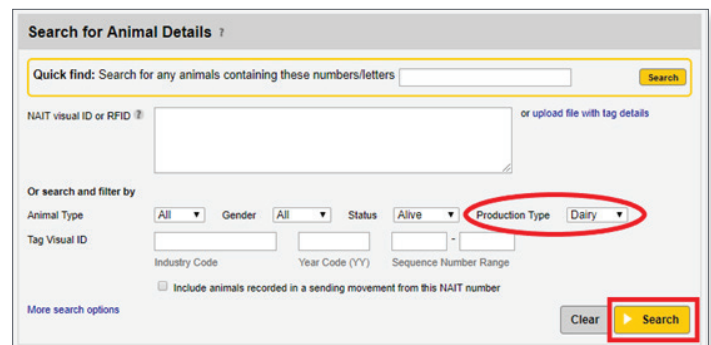
To find animals to update from dairy to beef, filter by production type 'dairy'.



3. Tick the box next to each animal you want to update.

The assigned production type will be displayed for each animal on the right-hand side.

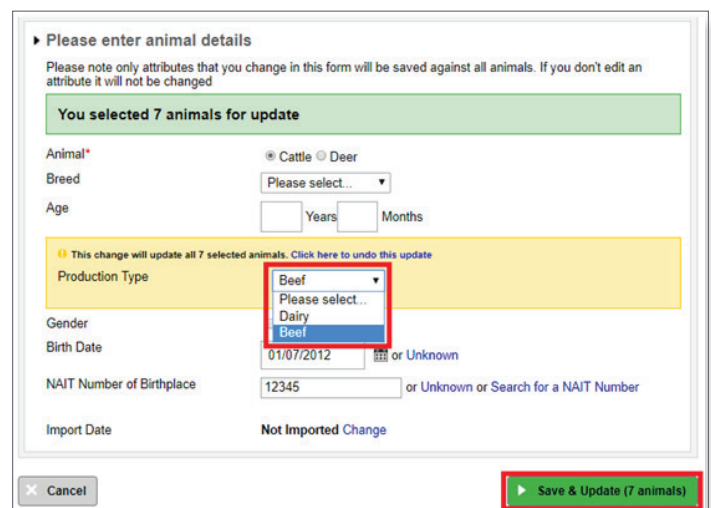
Click 'Edit Selected Animal(s)' then 'Update Animal Details'.



4. Change the production type by selecting the appropriate production type from the dropdown menu.

The update will apply to all of the animals you selected in Step 3.

Click 'Save and update' at the bottom of the page.



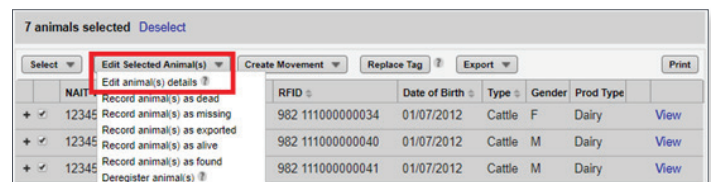
UPDATING ANIMALS RECEIVED

To update the production type of animals moved onto your property, at the time of confirming the receiving movement you can show a list of the animals confirmed.

1. After you have confirmed a receiving movement, click 'Show these animals' at the top of the page.



2. Tick the box next to each animal you want to update
To select all click 'select', then 'all' from the dropdown menu.
Click 'Edit Selected Animal(s)' then 'Update Animal Details'.



3. Change the production type by selecting the appropriate production type from the dropdown menu.

The update will apply to all of the animals you selected in Step 2.

Click 'Save and update' at the bottom of the page.

